

HILL FARM PRIMARY SCHOOL

Pupil Premium Overview – 2013/2014

School Context

2013 – 2014	PP	Non PP	Total	% PP
Reception	19	59	78	24%
Year 1	30	59	89	34%
Year 2	22	60	83	27%
Year 3	23	48	71	32%
Year 4	20	41	61	33%
Year 5	26	47	73	36%
Year 6	28	28	56	50%
Whole School	169	342	511	33%

Objectives for 2013 – 2014

1. In order to close the attainment gap:
 - Writing – accelerate the progress of PP children in all year groups
 - Year 1 and Year 3 – accelerate the progress of PP children in reading and maths.
2. Reduce the within school gap between PP and non PP children in all subject areas below the 2013 end of KS2 figure:
 - Reading –1.4
 - Writing –2.6
 - Maths –0.6

Nature of support and allocation

1. Intervention to raise standards and achievement

- 1:1 and small group Learning Mentor support.
- Targeted intervention groups in Literacy and Maths in Year 1 and Year 5 in the Spring Term.
- Release of Year 6 Assistant Headteacher for booster provision in Year 6 in Autumn and Spring Terms and intervention groups in Year 5 in the Summer Term.

- Contribution to the salary costs of senior leaders to provide release time to enable them to monitor the impact of teaching and learning in their year group teams and support interventions to prevent underachievement of vulnerable groups.
- Contribution to the salary costs of a Learning Mentor and Family Support Worker/CAF Co-ordinator role to provide pastoral support, parenting programmes, attendance monitoring and intervention and rapid response support for children and families.
- Contribution to the salary costs of all Teaching Assistants to provide focused intervention to small groups of children in all classes as part of quality first teaching.
- Contribution to the salary costs of a trained Speech and Language Teaching Assistant.
- Counselling Service for 0.5 days a week.
- Interpreters for pupil premium children who are also in the early stages of English language acquisition.

2. Enrichment to raise aspirations

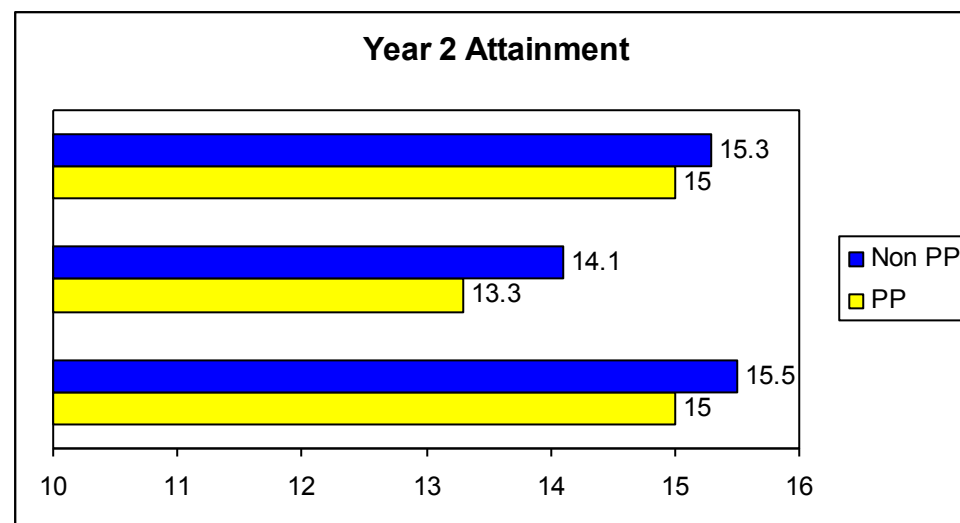
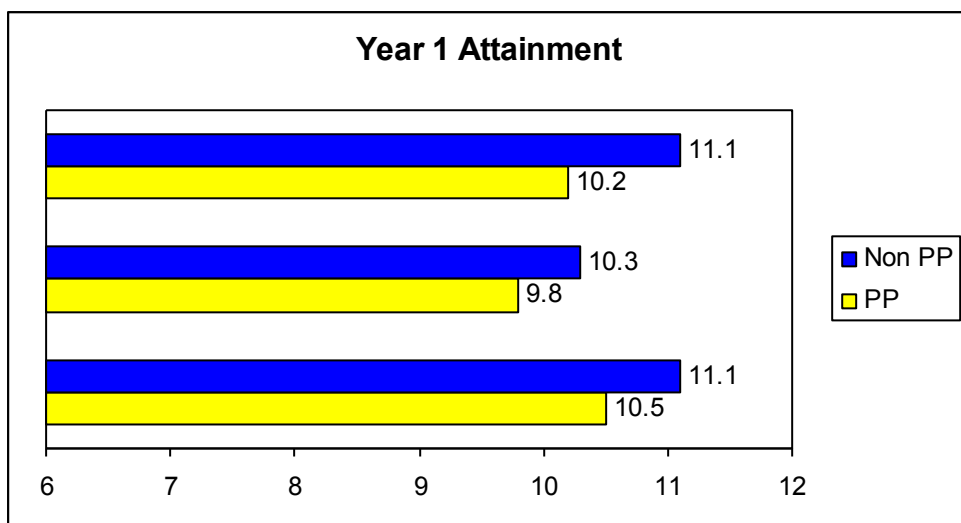
- Subsidy of an out of school visit each half term linked to the curriculum.
- Subsidy of an annual theatre trip.

Overview of spending

2013 – 2014 Allocation	Spent	Remaining	2014 – 2015 Allocation
£192, 505	£192, 505	N/A	£269, 100

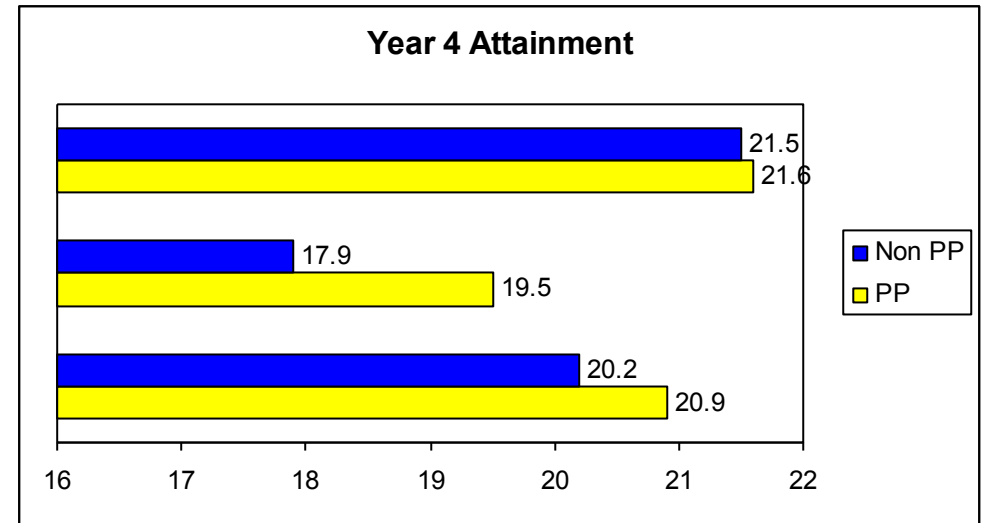
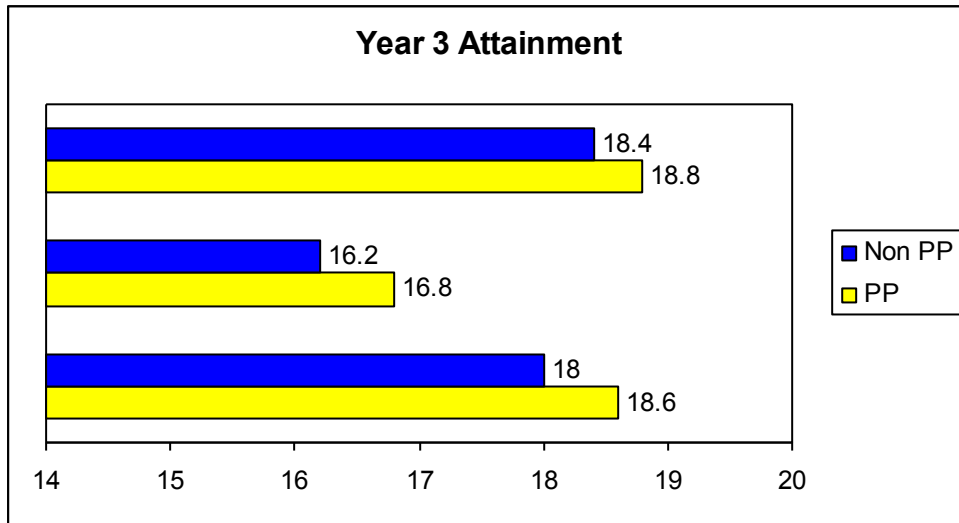
Impact

Attainment – Year 1 and 2



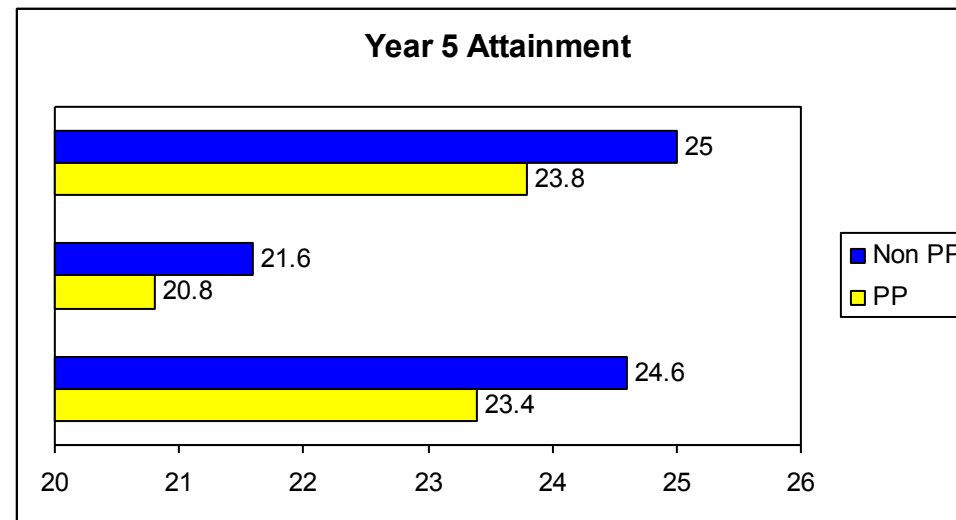
- Attainment gap in reading and maths reduced (Objective 1).
- Attainment gap in all subject areas is consistently below the 2013 end of KS2 figures (Objective 2).

Attainment – Year 3 and 4



- PP children are attaining higher in all subject areas than non PP children (Objective 1 and 2).

Attainment – Year 5



- Attainment gap in all subject areas broadly maintained.
- Attainment gap in reading and writing is below the 2013 end of KS2 figures (Objective 2).

Percentage of children making at least expected progress (3pts+):

	Reading		Writing		Maths	
	PP	Non PP	PP	Non PP	PP	Non PP
Year 1	80%	89%	97%	85%	80%	88%
Year 2	91%	92%	83%	88%	96%	97%
Year 3	100%	98%	91%	85%	91%	85%
Year 4	90%	85%	60%	20%	75%	76%
Year 5	100%	89%	92%	74%	88%	94%
Year 6	100%	96%	96%	100%	96%	100%
Whole School	94%	92%	87%	75%	88%	89%

Closing the Gaps – End of Key Stage Two:

Expected Progress	Cohort	Reading		Writing		Maths	
		2013	2014	2013	2014	2013	2014
Non PP	28	93%	96%	89%	100%	89%	100%
PP	28	87%	100%	70%	96%	74%	96%
Within school gap		-6%	+4%	-19%	-4%	-15%	-4%

Better than Expected Progress	Cohort	Reading		Writing		Maths	
		2013	2014	2013	2014	2013	2014
Non PP	28	36%	48%	21%	28%	21%	36%
PP	28	30%	52%	13%	30%	22%	33%

Within school gap		-6%	+4%	-8%	+2%	+1%	-3%
-------------------	--	-----	-----	-----	-----	-----	-----

Level 4+	Cohort	Reading		Writing		Maths	
		2013	2014	2013	2014	2013	2014
Non PP	28	83%	89%	79%	78%	79%	89%
PP	28	76%	86%	44%	66%	68%	86%
Within school gap		-7%	-4%	-35%	-12%	-11%	-3%