



# Hill Farm Primary

## Homework policy

Date effective	September 2022
Review Cycle	Bi-annually
Review Date	September 2024
Date of Approval by Governors	
Policy approved by	Ruth Winters
Author	Dawn Wilson

### Introduction

At Hill Farm, age appropriate \*homework is given to every pupil. Homework activities at Hill Farm vary by subject and age and include, but are not limited to, home reading activities, spelling, times tables practice, longer projects and focused work such as revision for tests. We try to encourage pupils to complete homework as research by the Education Endowment Fund shows that homework has a positive impact on pupil progress by an average +3 months.

<https://educationendowmentfoundation.org.uk/education-evidence/teaching-learning-toolkit/homework>

Homework at Hill Farm is linked to classroom work to increase understanding or develop fluency in a particular area and should be an opportunity for pupils to retrieve and practice existing knowledge. If completed, the work is marked and high quality verbal or written feedback provided.

Completing homework is not mandatory as we feel parents should choose how they support their child's learning at home and pupils will not face consequences for incomplete or failure to hand in homework.

There is a weekly age appropriate homework club for pupils who may struggle to complete their homework at home. This is available to all pupils throughout the year and has staff available to offer help.

\*Homework refers to the tasks given to pupils by their teachers to be completed outside of usual lessons.


Listed below are the homework tasks for each year group.



# Year 1 Homework

## Reading - Read every day for 15 minutes

Remember the more you read, the better you get! You will have 3 reading books. A reading skills book, a fluency book and a reading for pleasure book. Your reading skills book you will need to read with an adult. Your fluency book you can read on your own. Your reading for pleasure book can be read anywhere at any time. Remember to get an adult to sign your diary every day that you read. You can choose which book to read each day.



**RED WORDS** – You will be given 5 red words on flashcards each week. Practise reading these words as often as possible so that you can read them speedily and accurately by the end of the week.

## Spellings - Practise 3 times a week


The spellings for each week are on the inside of the front cover. Use the space to practise at least 3 times a week. These will not be marked but you will be tested on these words every Tuesday.


## Maths - Complete once a week

Maths homework will be issued every Friday. This needs to be completed and returned to school by Wednesday so it can be marked. Remember to complete all 3 sections of the table.

Year 1 Maths Homework		
Practise Skills - Last Year <i>One More - One Less</i>	Practise Skills - Last Week <i>Number Bonds to 10</i>	Practise Skills - This Week <i>Number Facts within 10</i>
15 19 11 16	       	       

## Theme - Complete once a week (optional)

<p><b>English</b></p> <p>Please complete all of these English tasks on time and with care.</p> <ul style="list-style-type: none"> <li>Write a story about making India the richest and the best country in the world.</li> <li>Write a story about going to what the author is like in every day life.</li> <li>Write a post job about a habitat maybe a forest or desert. What animals live there and why do they live there? (P 30)</li> <li>Explain where you would rather live, India or Canada? What were you like as a kid or teenager and who you like in India?</li> </ul>	<p>Choose one activity and work</p> <p>A : I might need a half day I : can do this on my own</p> <p><b>Maths</b></p> <p>Write a story about the number 7</p> <p><b>Wally's Wally Wanders?</b></p>  <p><b>ICT</b></p> <ul style="list-style-type: none"> <li>Write a letter showing you are a Maths pattern maker. Try and draw some patterns growing in your head.</li> <li>Research an animal. Using the computer create a post card showing what it eats and what it does.</li> <li>Use this link <a href="http://www.bbc.co.uk/1/learning/technology/2009/09/090914maths.shtml">http://www.bbc.co.uk/1/learning/technology/2009/09/090914maths.shtml</a></li> </ul>	<p><b>Knowledge and Understanding</b></p> <ul style="list-style-type: none"> <li>Find out about the animals that live in India.</li> <li>Look at a map of the world. What countries are between the UK and India?</li> <li>Go around your house and make a list of all the alive, dead, and even living things you can find.</li> </ul>
<p><b>Music/Arts/PE/Science</b></p> <ul style="list-style-type: none"> <li>Create your own 3 dimensional shape dance using our music.</li> <li>Create an outdoor PE resource using things like the umbrella P5 GREEN 12</li> <li>Write a story around your house, big and small your own. Use things that you find around your house to use in your story?</li> </ul>		<p><b>Art and Design/Technology</b></p> <ul style="list-style-type: none"> <li>Design a new pig designed to explain how you have grown? Run together. (P 30)</li> <li>Draw a new animal. What is it? Is it British? How? What does it eat? Is it new?</li> <li>Try making a Design pattern in your house, you can use a chalk, sand, rice or anything else you like.</li> <li>Design a poster that would make me want to India. What did I see or hear?</li> </ul>



## Year 2 Maths Homework

### Practise Skills - Last Year

#### Number Bonds to 10

### Practise Skills - Last Week

#### Number Bonds to 100

### Practise Skills - This Week


#### Addition

2	1		3	4	
+	1	1	+	1	2

1	6		1	5	
+	3	2	+	4	3

	3	6		2	6	
	+	3	2	+	3	1

If you want to, choose an activity from the Theme grid each week (this is optional). Either complete it in your book or stick it in. If you do something creative, add a photo to showcase your amazing work. Complete and return your book by Wednesday so it can be marked.

<b>English</b> Please complete all of these English tasks over this half term. • Write a story about making India. What activities will you do? (1) • Write a story telling me what the weather is like every day (1) • Write a post card about a holiday maybe a friend or family. What would you have and why do they like it? (1) • Explain where you would rather live, India or London? Make sure you give me lots of reasons why! (1)	Choose one activity each week. A: I might read with help. B: I can do this on my own. <b>Where's Wally Wandering?</b> 	<b>Knowledge and Understanding</b> • Find out about the animals that live in India (1) • Look at a map of the world. What countries are in between the UK and India? (1) • Go around your house and make a list of all the other, dead, and new living things you can find. (1)
<b>Music/Physical Education</b> • Create your own Bollywood style dance using our music. (1) • Create an action for each process living things do remember PMS GRRR (1) • Using things around your house, try and make your own Indian style music. What instruments can you hear in their music? (1)	<b>ICT</b> • Watch a video showing you a Mahabali festival being made. Try and draw the same pattern, growing in your book. • Research on internet. Using the computer, create a post card showing what it looks and what it is. • Take this quiz: <a href="http://www.education.com/quiz/india/india-quiz">www.education.com/quiz/india/india-quiz</a> <a href="http://www.india.gov.uk">http://www.india.gov.uk</a>	<b>Art and Design/Technology</b> • Design a car for different animals. Explain how you have grouped them together. (1) • Draw a new animal. How will it breathe? How? What would it eat? (1) • Try making a English pattern in your house, you could use cloth, wood, rice or anything else (1) • Design a poster that would make me want to visit India. What will I see or hear? (1)




# Year 3 Homework

## Reading - Read every day for 15 minutes

Remember the more you read, the better you get! You will have 2 reading books. A reading skills book and a reading for pleasure book. Your reading skills book you will need to read with an adult and your reading for pleasure book can be read anywhere at any time. Remember to get an adult to sign your diary every day that you read. You can choose which book to read each day.

## Spellings - Practise 3 times a week

The spellings for each week are on the inside of the front cover. Use the space to practise at least 3 times a week. These will not be marked but you will be tested on these words every Wednesday.



## Maths - Complete once a week


Maths homework will be issued every Friday. This needs to be completed and returned to school by Wednesday so it can be marked. Remember to complete all sections of the table.


<b>Maths</b> Complete all of these Maths tasks over this half term. • Write a story about a holiday maybe a friend or family. What would you have and why do they like it? (1) • Explain where you would rather live, India or London? Make sure you give me lots of reasons why! (1)	<b>Maths</b> Complete all of these Maths tasks over this half term. • Write a story about a holiday maybe a friend or family. What would you have and why do they like it? (1) • Explain where you would rather live, India or London? Make sure you give me lots of reasons why! (1)
--	--

## English - Complete once a week


English homework will be issued every Friday. This needs to be completed and returned to school by Wednesday so it can be marked. Remember to complete all sections of the table.

## Theme - Complete once a week (optional)


<p><b>English</b></p> <p>Please complete all of these English tasks on your half hour.</p> <ul style="list-style-type: none"> <li>Write a story about making Ludo. What adventures will you go for? (1)</li> <li>Write a story about what would the weather be in every day of the year? (1)</li> <li>Write a post job about a habitat maybe a pond or desert. What animals live there and why do they live there? (5)</li> <li>Explain where you would rather live. India or <i>Countdown</i>? What are you going to do? reasons why? (2)</li> </ul>	<p>Choose one activity each week</p> <p>A: I would not mind July I: I am so like on my own</p> <p><b>Where's Wally Wanderer?</b></p> 	<p><b>Knowledge and Understanding</b></p> <ul style="list-style-type: none"> <li>Find out about the animals that live on India and (1)</li> <li>Look at a map of the world. What countries are in India? What is India? (1)</li> <li>Go around your house and make a list of all the cakes, desert, and non living things you can find. (1)</li> </ul>
<p><b>Maths/Oral/Phonics</b></p> <ul style="list-style-type: none"> <li>Make one new rhymed story using dance on your rhymes. (1)</li> <li>Create an action or poem presenting Ludo. Write a rhymed poem. PMS: GREN. (1)</li> <li>Using things around you, know big and small. Write a poem. What animals can you have in their house? (1)</li> </ul>	<p><b>ICT</b></p> <ul style="list-style-type: none"> <li>Watch a video about you or a Maltese people living made. Try and draw the people growing in your book. (1)</li> <li>Research or create a video. Write the computer, create a post card showing what it would make and what else. (1)</li> <li>Take this link: <a href="http://www.bbc.co.uk/1/learning/technology/2006/06/060606_1_tech_1.shtml">http://www.bbc.co.uk/1/learning/technology/2006/06/060606_1_tech_1.shtml</a></li> </ul>	<p><b>Art and Design/Technology</b></p> <ul style="list-style-type: none"> <li>Design a new pre-digged animals. Explain how you have got your idea together. (1)</li> <li>Draw a new animal. What will it breathe? What? What animals does it have? (1)</li> <li>Try making a <i>Roughan</i> people in your house. you could make cloth or something else. (1)</li> <li>Design a poster that would make us want to live India. What will I see on my bus? (1)</li> </ul>



Year 4 Spelling List – Autumn Term 1			
<ul style="list-style-type: none"> <li>New spellings will be given out each Monday (40) and Tuesday (40).</li> <li>Children are taught throughout the week during spelling lessons.</li> <li>All children will be tested the following Friday.</li> <li>The teacher lists those who are spelling well and will be testing each week.</li> <li>If you would like any further advice on how to support your child with learning their spelling, please see a member of staff.</li> </ul>			
Week	English Group A	English Group B	English Group C
11.8.21	Saffron saffron easily easily easily easily easily easily enthusiastically enthusiastically enthusiastically	adding adding fan fan fan fan fan fan fan fan fan	seriously seriously certainly certainly meaning meaning yellow yellow deep deep fair fair




**English - Complete once a week**

<p><b>Yr 3 Recap</b></p> <p>Apoptrophe for possession</p> <p>Write 3 sentences using an apostrophe for possession e.g. My brother's game was really fun.</p>	<p><b>Last Week</b></p> <p>Write 2 sentences in present progressive tense about what you are doing now. e.g. I am writing in my homework book.</p>
<p><b>This Week - Emotive language</b></p> <p>Make three sentences more emotional for your reader.</p> <p>I was hungry.</p> <p>I was tired.</p> <p>I was thirsty.</p>	<p><b>This Week Short burst writing</b></p> <p>Write a letter to Mr Bumble pleading with him to close the workhouse.</p> 

English homework will be issued every Friday. This needs to be completed and returned to school by Wednesday so it can be marked. Remember to complete all 3 sections of the table.

## Theme - Complete once a week (optional)

If you want to, choose an activity from the Theme grid each week (this is optional). Either complete it in your book or stick it in. If you do something creative, add a photo to showcase your amazing work. Complete and return your book by Wednesday so it can be marked.

<p><b>English</b></p> <ol style="list-style-type: none"> <li>Write a diary entry for a Victorian schoolchild.</li> <li>Write an information text about different Victorian toys.</li> <li>Write a leaflet advertising the latest 'fash' Victorian toy.</li> <li>Create a poster to attract children to be a chimney sweep.</li> <li>Write a letter to Queen Victoria suggesting school improvements.</li> </ol>	<p><b>Choose one activity each week.</b></p> <p><b>Children: Seen and not heard</b></p> 	<p><b>Knowledge and Understanding</b></p> <ol style="list-style-type: none"> <li>What can you find out about Dr. <del>Richard</del> and what he did?</li> <li>What significant events can you discover from the Victorian era?</li> <li>What were 'ragged schools'?</li> <li>List the different occupations that rich and poor children were expected to do.</li> <li>Describe a typical day of a <u>poor</u> child and compare to the day of a Victorian rich child.</li> </ol>
<p><b>Music/Dance/Drama</b></p> <ol style="list-style-type: none"> <li>Perform the play/song 'Changes and Lessons'.</li> <li>Shout out a 'Victorian' dance.</li> <li>Sing and perform a playground skipping song.</li> <li>Re-enact a day in the life of a child not catcher or miser.</li> </ol>	<p><b>ICT</b></p> <ol style="list-style-type: none"> <li>Create a PowerPoint presentation about some different Victorian toys.</li> <li>Create a PowerPoint presentation about Queen Victoria.</li> <li>Make a collage of images Victorian children – rich and poor.</li> <li>Research Charles Dickens and the books he is famous for writing.</li> </ol>	<p><b>Art and Design/Technology</b></p> <ol style="list-style-type: none"> <li>Using everyday objects, create your own version of a Victorian toy.</li> <li>Draw and paint/colour a picture, showing a Victorian classroom.</li> <li>Use different media to create a Victorian street scene.</li> <li>Draw and label a Victorian child's clothing.</li> <li>Draw and compare a <u>modern day</u> classroom with a Victorian classroom.</li> </ol>



# Year 6 Homework

## Reading - Read every day for at least 15 minutes.

Remember the more you read, the better you get! You will have a school reading book and you can choose a book from the book corner or school library as your reading for pleasure book. Remember to get an adult to sign your diary every day that you read. You can choose which book to read each day. Once you have read your book, ask your teacher or teaching assistant to swap your book for a different one.

## Spellings - Practise 3 times a week

The spellings for each week are on the inside of your homework book. Use the space in your book to practise at least 3 times a week. These will not be marked but you will be tested on these words every Friday.

## Maths - Complete once a week

Maths homework will be issued every Friday. This needs to be completed and returned to school by Wednesday so it can be marked. Remember to complete all of the sections.

## English - Complete once a week

English homework will be issued every Friday. This needs to be completed and returned to school by Wednesday so it can be marked. Remember to complete all of the sections. This includes the 'short-burst write' which needs to be a minimum of two paragraphs.

## Year 6 SATS Hub

In May, pupils will sit SATs tests to measure the progress they have made throughout primary school. We have created our very own SATS Hub to help them prepare. Scan the QR code below and watch the videos to support your learning in school. You will need your Firefly login.



## Year 5 Homework



# Reading - Read every day for at least 15 minutes.

Remember the more you read, the better you get! You will have a school reading book and you can choose a book from the book corner or school library as your reading for pleasure book. Remember to get an adult to sign your diary every day that you read. You can choose which book to read each day. Once you have read your book, ask your teacher or teaching assistant to swap your book for a different one.

# Spellings - Practise 3 times a week.

The spellings for each week are on the inside of your homework book. Use the space in your book to practise at least 3 times a week. These will not be marked but you will be tested on these words every Friday.

# Maths - Complete once a week.


Maths homework will be issued every Friday. This needs to be completed and returned to school by Wednesday so it can be marked. Remember to complete all of the sections.

# English - Complete once a week.

English homework will be issued every Friday. This needs to be completed and returned to school by Wednesday so it can be marked. Remember to complete all of the sections.

# Theme - Complete once a week (optional)

If you want to, choose an activity from the Theme grid each week (this is optional). Either complete it in your book or stick it in. If you do something creative, add a photo to showcase your amazing work. Complete and return your book by Wednesday so it can be marked.

<b>English</b> <ul style="list-style-type: none"><li>Imagine you are an ancestor and write a diary entry of the day you left home.</li><li>Make a poster guide for Coventry Cathedral.</li><li>Write a recipe for a typical WWII dish.</li><li>Write a Remembrance Day poem.</li><li>Create a biography of a WWII leader.</li><li>Write a letter from a soldier home to his family.</li></ul>	<b>Choose one activity each week</b> <p>All English tasks must be completed by the end of the topic. Homework must be handed in by WEDNESDAY</p> <div><b>Is it right to fight?</b></div>	<b>Knowledge and Understanding</b> <ul style="list-style-type: none"><li>Find out what type of planes were used by each country.</li><li>Find out 3 facts about each British Prime Minister during the war.</li><li>Find out how Coventry was affected by WWII.</li><li>Compare and contrast Coventry then and now.</li><li>Research what materials would be most effective for a blackout blind and draw a plan.</li></ul>
<b>Music/Dance/Drama</b> <ul style="list-style-type: none"><li>Make a celebration dance for the end of WWII.</li><li>Act out a scene of being evacuated and saying goodbye to your family.</li><li>Create a song about your experiences of WWII.</li><li>Find out about a song from WWII and learn it.</li></ul>	<b>ICT</b> <ul style="list-style-type: none"><li>Use the internet to find out what type of jobs women might have had during WWII.</li><li>Make a powerpoint presentation about the countries involved in WWII.</li><li>Make a photo collage of pictures related to WWII.</li><li>Create a news video reporting on the Blitz in Coventry.</li></ul>	<b>Art and Design/Technology</b> <ul style="list-style-type: none"><li>Create a propaganda poster for rationing.</li><li>Make your own medals to reward a brave soldier.</li><li>Design your own ration book.</li><li>Create a symbol for peace.</li><li>Design the perfect evacuee outfit and label it saying how it will help them.</li><li>Design a card that a family might send to a soldier in the war.</li></ul>